

TERRAMESH™ SYSTEM GALFAN & PVC COATED

Terramesh™ System

Terramesh™ System is a versatile modular system used for soil reinforcement applications such as mechanically stabilised earth walls and slopes. The facing section of the unit is formed by connecting the back panel, the sides and a diaphragm to the main mesh panel creating rectangular shaped cells used for stone confinement (Figure 1).

Terramesh™ units are manufactured from heavily Galfan coated Class A as per EN 10244-2 (Table 2) and PVC coated steel wire (SANS 1580:2005). The PVC coating has a nominal thickness of 0,5 mm. The coated steel wire is woven into a double twist hexagonal Mesh Type 80 configuration as per SANS 1580:2005. The properties of the steel wire and mesh are shown in Tables 1 and 2.

Terramesh™ System units are supplied in standard lengths requiring no cuts on site. In order to reinforce the structure, all mesh panel edges are selvedged with a wire having a greater diameter (Table 2). Dimensions and standard sizes of Terramesh™ System units are shown in Table 3. When specifying Terramesh™ in the tender documents or bill of quantities, please refer to Table 4.

Filling and Lacing

The facing of the Terramesh™ units must be filled with rock ranging between 100 mm and 250 mm. The range in sizes may allow for a variation of 5% oversize and / or 5% undersize rock, provided it is not placed at the exposed surface. In all cases, oversize rock shall not be larger than 300 mm and the undersize rock shall not be smaller than 100 mm. Rocks shall be hard, angular to round, durable and of such quality that they shall not disintegrate on exposure to water or weathering during the life of the structure. Care should be taken when placing the stone to ensure that the PVC coating on the Terramesh™ is not damaged. All visible faces should be carefully hand-packed for appearance purposes. For further information on the installation of Terramesh™ System units please refer to the [Installation Guidelines](#) for Terramesh™ Systems.

In place of lacing wire, lacing operations can be made by using a Spenax tool (Figure 4) available from our offices together with stainless steel rings (Figure 3A) having the following specifications:

- diameter: 3mm
- tensile strength: 156-178 kg/mm²

Spacing of the rings or loops must not exceed that shown in Figure 3B.

Wire

All tests on wire are performed prior to manufacturing the mesh.

1. **Tensile strength:** The wire used for the manufacture of the gabions has a tensile strength between 350-575 N/mm² according to SANS 675:1997.
2. **Elongation:** Elongation is not less than 10% in accordance with EN 10223-3. Tests are carried out on a sample at least 25 cm long.
3. **Galfan coating:** Minimum quantities of Galfan (Table 2), meet the requirements of EN 10244-2 Table 2 and Class A.
4. **Adhesion of Galfan:** The adhesion of the Galfan coating to the wire shall be such that, when the wire is wrapped six turns around a mandrel having four times the diameter of the wire, it does not flake or crack when rubbing it with the bare fingers.

A = Diaphragm made with double twist hexagonal mesh
B = Main Terramesh™ System unit of double twist hexagonal mesh

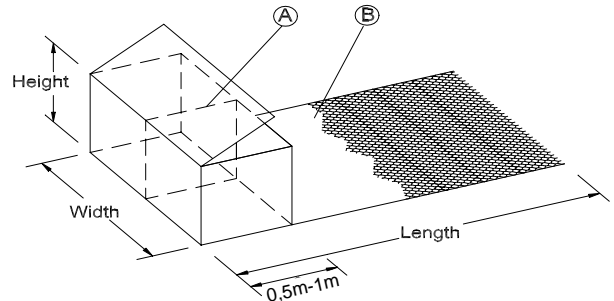


Figure 1

STANDARD MESH-WIRE

Mesh Type 80	b	Tolerance (mm)	OD Wire Ø (mm)
Galfan + PVC	80	-4 +10	2,7 / 3,7



MESH TOLERANCE

The tolerance on the opening of mesh "b" being the distance between the axis of two consecutive twists according to SANS 1580:2005.

Table 1

PROPERTIES OF WIRE

Use	Units	Lacing	Mesh	Selvedge
Wire Galfan + PVC	Ø mm	2,2 / 3,2	2,7 / 3,7	3,4 / 4,4
Wire Tolerance*	Ø mm	±0,08	±0,08	±0,1
Quantity of Galfan**	g/m ²	230	245	265
Tensile strength***	N/mm ²	350-575		

* According to SANS 675:1997

** According to EN 10244-2 Table 2 Class A

*** According to SANS 1580:2005 and SANS 675:1997

Table 2



Figure 2

PVC Coating Characteristics

The properties of the PVC material adheres to the following:

Colour: Grey RAL 7037 according to ASTM D1482-57T;

Specific gravity: 1,30-1,38 kg/dm³ in accordance with ASTM D792 Table 1;

Hardness: between 55 and 65 Shore D, according to ASTM D2240;

Tensile strength: not less than 20,6 MPa, according to ASTM D412-92;

Modulus of elasticity: not less than 18,6 MPa, in accordance with ASTM D412-92;

Abrasion resistance: the percentage of the weight loss is less than 12%, according to ASTM D1242-92;

Creeping corrosion: max. penetration of corrosion of the wire from a square cut end is 25 mm when the specimen has been immersed for 2,000 hrs in a 5% solution HCl (hydrochloric acid 12 Be).

The accelerated aging tests are:

Salt spray test: test period 3,000 hours, test method ASTM B117-94;

Exposure to UV rays: test period 3,000 hours at 63°C, test method ASTM D1499-92a and ASTM G23-93 apparatus Type E;

Brittleness temperature: no higher than -9°C, or lower temperature when specified by the purchaser, when tested in accordance with ASTM D746.

The properties after aging tests are as follows:

Appearance of coated mesh: no cracking, stripping or air bubbles, and no appreciable variation in color;

Specific Gravity: variations do not exceed 6%;

Hardness: variations do not exceed 10%;

Tensile strength: variations do not exceed 25%;

Modulus of elasticity: variations do not exceed 25%;


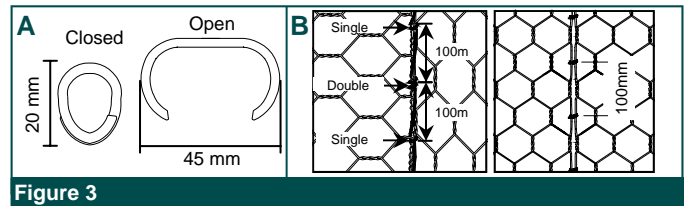
Abrasion resistance: variations do not exceed 10%;

Brittleness temperature: do not exceed +18°C.

STANDARD TERRAMESH™ SYSTEM SIZES		
Length L (m)	Width W(m)	Height H(m)
3,0	2,0	0,5
4,0	2,0	0,5
5,0	2,0	0,5
6,0	2,0	0,5
3,0	2,0	1,0
4,0	2,0	1,0
5,0	2,0	1,0
6,0	2,0	1,0

Tolerances : Height, Width: ±5%; Length: ±10%
All sizes and dimensions are nominal.

Table 3



BILL OF QUANTITIES					
Item No.	Description	Unit	Quantity	Rate	Amount (R)
1	TERRAMESH™ SYSTEM (Double twist hexagonal wire mesh to SANS 1580:2005). (Including material and delivery).				
1.1	Terramesh™ System units of Mesh Type 80 with 2,7/3,7mm, Class A Galfan and PVC coated wire. Length x Width x Height	No.			
2	Surface preparation for bedding of the Terramesh™ units.	m ²			
3	Excavation against embankment cuts behind Terramesh™ retaining wall.	m ³			
4	Installation of Terramesh™ front face baskets (Including unfolding, placing, filling, lacing and bracing).	m ³			
5	Rockfill.	m ³			
6	Packing selected stone for exposed face.	m ²			
7	Selected structural backfill (Including loading, hauling, placement and compaction).	m ³			
8	AG GEOTEXTILE (Including material, delivery, unrolling, cutting and placing). Continuous Polyester Filament Double Needle-Punched.				
8.1	AG150 - Minimum Energy Absorption of 4,0 kN/m	m ²			
8.2	AG200 - Minimum Energy Absorption of 6,5 kN/m	m ²			
8.3	AG300 - Minimum Energy Absorption of 10 kN/m	m ²			
8.4	AG400 - Minimum Energy Absorption of 12 kN/m	m ²			

Table 4